

Petal Pusher

UPCOMING EVENTS

General Meeting

Monday, April 28, 2025

Messiah Lutheran Church

9:15 - 10:00 AM Meet & Greet

10:00 - 10:45 General Meeting -

Vote for slate of new Officers

10:45 - Program - Ardis Wood,
Director of Scenic Chatham

April - Field Trip

Wednesday, April 23, 2025

Coastal Botanical Gardens -

Private Tour of the Field of Irises
with Stan Gray

Meet at 9:30 AM Skidaway Island

Methodist Church to carpool to

Coastal Botanical Gardens

2 Canebrake Rd, Savannah 31419

(cost \$10 ea. cash or Visa)

May Luncheon & Meeting

Monday, May 12, 2025

Messiah Lutheran Church

9:15 - 10:00 AM Meet & Greet

10:00 - 10:45 Business Meeting -

Installation of new Officers along
with fun and games

11:00 - Lowcountry Luncheon:

Shrimp & Grits & Quiche Lorraine

\$27.00 pp (Bluffton Caterer's)



The
Landings
Garden
Club

Beautification, Conservation, Education

President's Message

Happy April showers that bring forth summer flowers!

I always have a myriad of topics I wish to discuss, making it challenging to focus on just one. Perhaps I should consider writing a book to compile all my thoughts for our members. We'll see how that idea develops.

As we welcome the start of spring and watch our gardens begin to thrive, the sweltering hot and humid dog days of summer will soon be upon us. These are the long, hot days that follow the summer solstice on June 21. What does this signify for us? It signals the arrival of summer's hottest and most uncomfortable days, often accompanied by high humidity. This is a crucial time to be mindful of when, and if, you choose to work outdoors. Heatstroke, dehydration, and other heat-related issues can arise, so remember to work outside during the early morning or evening hours. Stay hydrated and don't forget your sunscreen!

This period also reveals which plants can truly withstand our climate. The dog days help us identify the resilient survivors versus those that struggle. Below is a list of plants that have thrived in my garden over the years, despite the heat. Some may attract deer, so be sure to use deer repellent spray or keep them in a fenced area.

Perennials: Black-eyed Susan, Guara, purple shield (*Strobilanthes*), *Cuphea*, Blue plumbago, society garlic, blue daze (*Evolvulus*), *Verbena bonariensis*, tiger lilies, cannas, grasses, and salvias. Don't overlook Butterfly Milkweed—just ensure you select the right variety for our area. If you're uncertain about which Milkweed is best suited for Skidaway Island, reach out to our Master Gardener, Meg Kettlitz.

Annuals: Zinnia, *Gomphrena*, celosia, pentas, angelonia, impatiens, marigolds, and begonias. Many of these are already available for purchase, and if planted soon, they will bring vibrant summer colors to your garden.

These bright plants will thrive during the hot and humid dog days of summer, but they are best enjoyed from the comfort of our cooler indoors. So, do yourself a favor—plant now while the temperatures are pleasant, then relax with a cool drink and appreciate the fruits of your labor from inside.

Happy Gardening,
Vicki

You're Invited...

The Landings Garden Club

Beautification, Education, Conservation

Celebration Luncheon

Monday May 12, 2024 11:00 am - 1:00 pm

Messiah Lutheran Church - 1 West Ridge Road

**Join us for special lunch featuring
Shrimp & Grits with all the Fixings, Quiche Lorraine,
Mixed Field Green Salad, Rolls**

Assorted pasteries for desert as well as tea & water

Cost to attend \$27.00 per person

Full payment must be received by April 30, 2024

**Bring your check made out to *The Landings Garden Club*
to the April 28 meeting, or tube to
Vicki Menke - 2 Planters Lane**

**Join the Celebration!
Games & Prizes...Fun for All**

**The Landings Garden Club Nominating Committee
Would like to announce the slate of new officers**

Landings Garden Club Officers 2025-2027

President: Gayle Ridgway

Vice President: Martha Nesmith

Treasurer: Karyn Rohan

Recording Secretary: Phyllis Aaron

Corresponding Secretary: Barbara Martin

Voting will take place at the April meeting to install these new officers in May

Horticulture: Hort Short

Submitted by Meg Kettlitz, Horticulture Chair



Rain Gardens

Many of us have areas in our gardens that retain water after a storm. A rain garden may be an option to help resolve this slowness in draining. If done properly, a rain garden can be a beautiful and beneficial addition to one's garden.

What is a rain garden? According to the Marine Extension and GA Sea Grant of UGA, it is a planned area in your garden that captures, filters and allows stormwater to soak into the ground.

How do you know if a rain garden can help you? First, observe your landscape during and after a storm. Are there areas where the water puddles? For example, does it puddle by a downspout or in a low lying area? What type of soil do you have? On Skidaway Island our soil is mostly sandy loam which is ideal for a rain garden.

Other things to consider before creating a rain garden are:

Distance to the foundation of your home. Do you have a septic tank, where are the utilities located on your property, the distance to trees, how big do you want the garden to be and do your HOA by-laws allow you to include this in your landscape plans?

Once you've decided the location of your rain garden, you will need to dig a depression no more than 7 inches deep (do not a dig a deep hole). A rain garden is not a pond, but is an area that is consistently wet. Once you have cultivated your desired location, you need to add soil ammendments and mulch. Before selecting your plants, make sure the prepared area is draining properly.

Once you've prepared the area and it is draining properly, you can then choose your plants. It is recommended that you use native plants. For our topography here on Skidaway Island, it would be Maritime/Coastal GA zone 9 native plants. The plants you select must also be able to handle changes in rain and drought conditions. Remember, a rain garden will use precipitation to water the plants (no irrigation needed). Also remember to choose plants based off of their final growth size so it is not overcrowded or under developed.

For more information on rain gardens check out:

GAcoast.uga.edu/stormwater-management

GAcoast.uga.edu/ecoscapes

GA Native Plant Society





Field Trip...
Stan Gray's River of Irises
Coastal Georgia Botanical Gardens
April 23, 2025

Discover one of the largest and most diverse collections of irises in the nation, featuring a stunning spring display that dazzles with vibrant hues. The Rivers of Iris exhibit serves as a living laboratory, showcasing the types of irises that thrive in Savannah's climate.

Since its inception in 2007, the collection has flourished and is now among the largest public iris collections globally. Don't miss this exclusive tour as we admire the beauty and explore the various iris species cultivated at the gardens.

We will gather at Skidaway Methodist Church at 9:30 AM to carpool to the Coastal Botanical Gardens. Please wear comfortable walking shoes, and remember to bring a hat and insect repellent.



Vice President's Corner
Submitted by Gayle Ridgway

Master gardener plant sales in Georgia




Most of these may be a big drive but it's fascinating that native plants and pollinator gardens are a big thing here in Georgia.

<https://m365-emarketing-uploads.s3.amazonaws.com>

The Sill is an online store based in South Carolina. Not pushing it for sales but it has very informative content. I did receive two gifts from them and the quality was lovely and they stand by their plants they ship.

<https://www.thesill.com>

Photos of Gayle's Garden...
Louisiana Iris
from Stan Gray's Irises




Commemorative 9/11 Tree

Submitted by Pat Barry

I recently learned that the Liberty Elm Tree, which was donated by The Landings Garden Club and planted several years ago to honor the many lives lost on September 11, 2001, has unfortunately sustained significant damage and has become infected with mistletoe.

After conducting a thorough investigation, I found someone willing to assist in re-dedicating the plaque and planting a new tree. Greg Freeman, the Natural Resources Manager for The Landings Association, played a crucial role in finding a new site and selecting the ideal tree. A vibrant and beautiful young tree has now been permanently planted just inside the main gate, at the triangle where Landings Way North and South intersect.

A Saucer Magnolia was chosen for its strength and resilience. Commonly known as a “tulip” magnolia, this variety showcases deep burgundy and rose-hued blossoms. Naturally, this tree blooms for a few weeks before producing leaves.



The development of this tree species was supported by the Audubon Society in 1980 and is part of a collection of eight, all named after typical young girls. The tree planted in The Landings is aptly named “Ann,” a lovely name that conveys grace and dignity, making it ideal for its purpose and location here on Skidaway. As you navigate the traffic flow on Landings Way, I encourage you to take a moment to appreciate her. The original brass engraving is mounted on a sturdy disc cut from the Liberty Oak, which will rest flush with the ground near the tree.



Membership News

Submitted by Susan Mason

It is with a heavy heart that I bid farewell to everyone in The Landings Garden Club. I regret not having the chance to say goodbye before my move to Atlanta, but everything transpired so quickly. My house sold much sooner than anticipated, and a friend was getting married while renovating her fiancé’s home, allowing me to purchase her condo in a timely manner.

My year and a half serving as your Membership Chair has been both enjoyable and fulfilling. My only regret is that I wished I could have gotten to know each of you better. I joined this club during a challenging time in my life, and at first, I had no experience as a membership chair or even being in a garden club. However, your warm welcome helped me learn the ropes swiftly.

This club is a wonderful community filled with fascinating individuals. I encourage you to engage and volunteer in areas that will broaden your horizons. I certainly did and received blessings beyond my expectations! Take the time to connect with new members and those you may not know well. We have a wonderfully diverse group with a wide array of talents. For all these reasons, I will truly miss you all.

Warm regards,
Susan Mason



Horticulture & Conservation Tip...



If you want to conserve water and save on your water bill, setting up a rain barrel in your yard is an eco-friendly way to provide water for garden beds and lawn. These rain barrels are often placed near downspouts and rooftop gutters to collect and store rainwater. And if you're the type that doesn't want something ugly cluttering your yard, there are many ornamental options to choose from that won't disrupt your yard's landscaping design. To find out more about rain barrel options check out: [southern living.com](https://www.southernliving.com)



Serenity Gardens Submitted by Martha Nesmith

The plants and shrubs at Serenity Garden that were affected by the winter storm are starting to bounce back, showcasing new growth with green leaves and emerging sprouts. The snapdragons have grown about a foot over the past month, adding lovely shades of pink and yellow to the garden, likely thanks to fertilization!

This week, we introduced new Salvia in several areas to enhance what we already have. The ivy and viola in the urns continue to thrive, offering vibrant colors for our visitors to appreciate. We completed our final round of post-winter pruning, so patience is key as we look forward to new growth.

We're pleased to announce that the vendor responsible for the upkeep of the fish pond and waterfall is now visiting every other week to check on the fish and ensure the pump is functioning properly. This is a significant improvement that we are very excited about.

Amanda and I would like to express our heartfelt gratitude to all our volunteers and those interested in joining this incredibly meaningful committee. We couldn't achieve this work without the support of our amazing volunteers!

Sparrow Field Submitted by Dawn Cordo

Work at Sparrow Field is thriving! We had three members from the Garden Club join us for a "Done in a Day" planting event, where we successfully planted 50 milkweed plants in just 35 minutes! Now, we eagerly await the arrival of our Monarch Butterflies.

As with any garden, weeding remains a full-time task. Lynn managed to remove the longest strand of dollar weed I have ever encountered! We garden every Friday morning, so if you're looking to fulfill your "Done in a Day" requirement, come join us at Sparrow Field. We have a wonderful time while positively impacting our community. If you're interested in becoming part of our team, please contact Dawn Cordo at cordodawn@gmail.com.

Our "work party" gathers at 9:00 AM every Friday morning. You can find Sparrow Field off Bartram Road, directly across from Pettigrew Drive. Please note that parking is limited, so we encourage the use of golf carts. If you're unable to "play in the dirt," we also have two informational kiosks that require updates with details and images of the island's flora and fauna.



Garden Party Fridays!



Community Service

Submitted by Georgia Klutzier

Reminder...Ambitious April!

This is a reminder to bring your Leisure items approved by Georgia Regional Hospital Savannah to our April 28th meeting. Let's fill the containers to the brim with your generous donations.

GRHS is accepting donations of the following items:

- DVDs: Entertainment movies and fitness content
- Male-themed magazines (80% of the patients are men; but please no x-rated topics & magazines must be staple-free)
- Arts and crafts supplies: glue, glitter, stencils, crayons, paints, markers, clay, etc.
- Board games, playing cards, and card games
- Game consoles and games (Wii, PS3)
- Radios, MP3 players, and headphones
- Musical instruments, exercise and tennis equipment
- Sports equipment: basketballs, footballs, volleyballs, bocce



With the generous monetary donations from the March meeting, we purchased 120 packages of unsweetened hot cocoa mix as well as 20 hotel size shampoo bottles for the patients.

Please remember to bring your aluminum can tabs for the Ronald McDonald House. Collection of this aluminum helps to cover their monthly expenses.

Thank you for your generous donations. **THANK YOU!**

Skidaway Farms

Submitted by Meg Kettlitz



On March 22, we kicked off our warm season garden planting. We had a fantastic turnout, with volunteers helping to plant 12 romaine lettuces, 6 sweet peppers, and 6 tomatoes. Additionally, we weeded and mulched the garden plot. We anticipate harvesting all of these vegetables by mid-June.




Under the previous chairmanship, the plot was solarized every summer to aid the soil's recovery from overuse. This year, we will leave two rows empty and rotate the crops each season. After the current vegetables are harvested, the plot will be covered during the summer and reopened in September. This covering will prevent weed growth while the plot is inactive.



Did you know that the LGC provides financial assistance for the children's garden at Skidaway Farms? On the same day we were planting, their group was also planting warm season vegetables, including both seeds and seedlings.

Children's garden plots

If you have never been to Skidaway Farms, I encourage you to do so. The 'farmers' are always willing to talk about what they are growing in their plots as well as share their gardening tips.



If you are interested in assisting with ongoing activities at the garden at Skidaway Farms, please reach out to Meg Kettlitz.

Skidaway Farms is a remarkable initiative focused on tackling hunger within our community. All the produce grown and harvested from the Landings Garden Club plot is generously donated to the Social Apostolate of Savannah.

The Landings Garden Club - Community Board

This and That, Tidbits of Interest...

Club Evides, Please RSVP - YES or NO



Looking for something not so local?
Find happenings via: **ClipsGMGA**
(<https://georgiamastergardeners.org>)
Weekly calendar of gardening & botanical
events published by the
Georgia Master Gardeners Association
(GMGA)

Did you know that every second Saturday the Master Gardeners have a booth at The Forsyth Farmers Market? Come down with your gardening questions or just stop by to say hello and find more about what the Master Gardener's do in our community



*It's That Time of Year...
Lookout for these Hornets
and report any sightings!*

HELPFUL RESOURCES

Yellow-legged Hornet sighting reports can be emailed to yellow-legged-hornet@agr.georgia.gov or submitted only at <https://bit.ly/31P2M1u>.



GARDENING WORKSHOPS

Come and join us for a gardening workshop (or three)! Learn about gardening, get answers to your questions, and partake in a garden-based craft and guided planting of your very own plant. Then, enjoy a tour through the 51 acres of the Coastal Georgia Botanical Gardens. Whether you're a seasoned gardener or have brown thumb, all are welcome! Children participants must be joined by their parents.

COASTAL GEORGIA BOTANICAL GARDEN & BAMBOO FARM
\$20 PER PARTICIPANT, INCLUDES ENTRY FEE AND DOCENT TOUR

SATURDAY APRIL 26TH, 1 PM - 2:30 PM
WHAT DO I DO WITH ALL THESE SEEDS?!
Learn about the cheapest and most accessible way to start your garden: seeds! This workshop will get you growing in no time.

SATURDAY MAY 31ST, 1 PM - 2:30 PM
BUILD A BEAUTIFUL LANDSCAPE
Whether you have some pots on your patio or acres of yard, join us to learn about choosing what to plant (and where)!

SATURDAY JUNE 28TH, 1 PM - 2:30 PM
HOUSEPLANT LOVERS ANONYMOUS
Can't see out your windows because the sills are full of potted plants? Or are you tired of killing yet another tiny cactus? This workshop is for you!

Sources for finding local Native Plants

*A Georgia Native Plants Guide - Tina M. Samuels
The Georgia Native Plant Society - gnps.org
Center for Invasive Species and Ecosystem Health - Invasive.org
Georgia Invasive Species Council - gainvasivespeciescouncil.org

Seasonal Fare

It's Vidalia Onion time in Georgia

Fun Facts About Vidalia Onions

- In 1990, Vidalia Onions were named the official state Vegetable of Georgia.
- Each year the pack date is set by the Georgia Agriculture Commissioner. No onion sold before the pack date can be called a "Vidalia Onion".
- Approx. 200 million pounds of Vidalia Onions are distributed across the US and Canada each year.



Vidalia Onion Dip Mix

Submitted by, Linda Moore



Ingredients:

- 2 medium Vidalia onions, chopped
- 1 cup light mayonnaise
- 1 cup sour cream
- 2 cups shredded Swiss cheese
- 1/8 teaspoon hot sauce

Paprika for garnish

Combine all ingredients in an ovenproof baking dish and sprinkle the top with paprika.
Bake at 350 degrees Fahrenheit until bubbly, which should take about 30 to 40 minutes.
Enjoy with Fritos Scoop-sized corn chips...yum!

TREASURER'S REPORT

Submitted by Karyn Rohan

The Landings Garden Club					
APRIL 2025 - Treasure's Report					
	Beginning Balance	Income YTD	Expenses YTD	Year to Date	
Operations:	\$7,382.09			\$13,383.96	
Ways & Means:	\$8,298.04			\$12,023.85	
				\$890.35	Grants
				<u>\$11,133.50</u>	Balance Available

The Landings Garden Club, General Meeting Minutes: March 24, 2025

Phyllis Aaron, Recording Secretary

- In Phyllis Aaron's absence, Minutes were recorded by Karen Rohan

The Landings Garden Club - Monthly meeting 3/24/2025

Meeting opened 10:01 am

Pledge of Allegiance

Petal Pusher went out on Saturday, 3/21/2025

Minutes were approved

Treasurer report is in the Petal Pusher

Vicki's Report: Nominating committee, slated all position except for the VP role

Daffodil bulbs sold as a fund raiser are blooming and look great

Linda Moore has requested more article submissions for the newsletter

Joni Brownstein, Publicity, please submit ideas and articles

Diane Benson, please submit anything you want on Facebook and / or Instagram

Vicki, Awards

Slate of 2025-2026 Officers:

- President - Gayle Ridgeway
- V.P. - Open
- Treasurer - Karyn Rohan
- Recording Secretary - Phyllis Aaron
- Corresponding Secretary - Barbara Martin

Meeting Adjourned: 10:43 am



The Landings Garden Club Mission

- To function as an educational organization interested in all phases of gardening and related subjects.
- To aid in the protection of forests, marshes, native plants, wildflowers and birds.
- To maintain membership in and coordinate club interests with those of The National Garden Clubs, Inc., The Garden Club of Georgia, Inc., and the Savannah Area Council of Garden Clubs, Inc.



The Landings Garden Club
 Is a Federated Club and a proud member of
 National Garden Clubs, Inc.
 The Deep South Garden Clubs, Inc.
 The Garden Club of Georgia, Inc.
 Savannah Area Council of Garden Clubs

