



MARCH 2025



The Landings Garden Club

Beautification, Conservation, Education

Petal Pusher

UPCOMING EVENTS

General Meeting

Monday, March 24, 2025

Messiah Lutheran Church

9:15 - 10:00 Meet & Greet

10:00 - 10:45 General Meeting

10:45 - Program: Meredith and Chris Zipperer, Planting in the Spring

April - Field Trip

Wednesday, April 23, 2025

Coastal Botanical Gardens - Private Tour of the Field of Irises with Stan Gray

Meet at 9:30 AM Skidaway Island Methodist Church to carpool to Coastal Botanical Gardens 2 Canebrake Rd, Savannah 31419 (cost \$10 ea. to be paid by (GBG))

April General Meeting

Monday, April 28, 2025

Messiah Lutheran Church

9:15 - 10:00 Meet & Greet

10:00 - 10:45 General Meeting

10:45 - Program

President's Message

"Spring has sprung and the grass is a-rizz." – A.A. Milne

As spring arrives here on Skidaway Island, my grass is definitely thriving, despite the pollen everywhere! It's a delightful season to be in our gardens, although pesky sand gnats and allergies can be a nuisance. Our club is actively engaged in gardening and contributing to the community.

In exciting news, The Landings Association has honored our club with the title of Volunteer Club of the Year! This recognition means so much to us, especially given the many active volunteer organizations in our community. It truly reflects the dedication and effort of all our members. I want to express my heartfelt gratitude to everyone for their contributions to our club's success.

So, what does a garden club look like in 2025? Contrary to the past, we don't simply sip tea in fancy attire. Our club warmly welcomes anyone who enjoys learning, collaborating, and forming friendships while supporting our mission of "Beautification, Conservation, and Education."

When the TLA requested a list of our activities, I was amazed by the extensive impact our members have on the community. If you haven't seen the congratulatory article from TLA, listing all of our club's projects, please check page 6 in our Annual Yearbook (this year it's purple) to learn about all of our club's initiatives.

Each of these initiatives, managed by committee chairs, provides our members with opportunities to learn something new while helping others. Which committee will you choose to join next?

As many of you know, I recently lost my eldest grandson. I am grateful he passed peacefully in his sleep, and I sincerely appreciate all the kind words and cards sent to me and my family. The club gifted me a lovely Plum Tree to plant in his memory, and it is thriving beautifully. Thank you for this thoughtful gesture; I visit it daily and share conversations with Samuel.

To conclude this month's President's message, I'd like to share my favorite spring saying: "Spring is waiting for you to wear flowers in your hair and dance to the magic of new beginnings." I hope you will join me in embracing this season of renewal.

Happy Gardening,
Vicki




Horticulture

Submitted by Kathleen Jacobs


Tips for Successful Gardening on Skidaway Island

Why do many gardeners face challenges in creating a beautiful garden on Skidaway Island? Are there strategies that can help you succeed and avoid common pitfalls? While I have gardened extensively in Atlanta for many years, Skidaway presents quite different conditions. Over time, I've gathered insights from friends, magazines, books, and the Landings Garden Club, and I'd like to share some valuable tips:

- 1. Prioritize Native Plants:** Use native plants whenever possible. Dr. Doug Tallamy, in his books [Nature's Best Hope](#) and [Bringing Nature Home](#), emphasize that native species thrive better in our climate. They are more resistant to deer and can tolerate drought and humidity. Additionally, they support the environment by providing food and shelter for birds and insects, creating ecological connections between our yards and others on the island, as well as along the migratory routes for birds and butterflies.
- 2. Select Plants Wisely:** Match your plant choices to your property's sunlight, shade, and soil conditions. Nowadays, it's simple to research plants using your computer or phone before making a purchase. [Easy Garden for the South](#) by Cotten, Crawford, and Pleasant is an excellent resource for selecting and caring for plants. I've found greater success with locally grown plants rather than those shipped from distant growers. For instance, I received bee balm and red salvia from friends, which have thrived and become a lovely foundation for my garden. I am reminded of my dear friends every time I see these flowers.
- 3. Opt for Deer-Resistant Plants:** Keep in mind that hungry deer, especially fawns, may eat almost anything. Generally, deer have left my salvias, dusty miller, Joe Pye weed, vinca, lantana, bee balm, cleome, milkweed, bush daisies, and herbs alone. However, there are no guarantees. We use natural, non-chemical deer sprays on vulnerable plants during the growing season.
- 4. Consider Fencing for Favorite Plants:** If you have beloved plants that deer enjoy, think about installing fencing high enough to deter them. We set up protective fencing around our daylilies, roses, camellias, gardenias, and hydrangeas.
- 5. Prepare Soil Thoroughly:** Work your flower and garden beds deeply before planting, incorporating generous amounts of compost or organic additives. Fertilize two to three times a year and use mulch, such as pine nuggets or pine straw, to suppress weeds and reduce moisture loss. Regular deadheading will promote new growth and flowering.
- 6. Monitor Watering Needs:** Use a rain gauge or check the Skidaway Audubon Weather Station's website for weekly rainfall updates. Ensure your plants receive at least one inch of water each week during the growing season, then provide additional watering as needed.
- 7. Aim for Year-Round Color:** Strive for a continuous color display in your garden by starting with groups of perennial flowers as your foundation and adding annuals for consistent color throughout the year. We keep pots of pansies, violas, and snapdragons on our deck to maintain vibrant color during the winter months.



Bee Balm



Black & Blue Salvia



Cleome hummingbirds love this!



Assorted Pollinator's

Horticulture, pg. 2

8. Make it a daily habit to tour your garden: This practice helps you swiftly spot weeds, deer activity, insect damage, and potential signs of disease. By maintaining the health of your garden, you will attract butterflies, bees, birds, and other wildlife. This will not only enrich your garden but also connect it with others in our Skidaway community and across the Southeast for years to come.



*Mystic Spires Salvia
loved by bees & butterflies*

Serenity Gardens

Submitted by Martha Nesmith

The Serenity Garden at Memorial Hospital faced challenges from this winter's snow, ice, and freezing temperatures. While most plants should revive come spring, we needed to trim the wild ginger, cordylines, and ferns back to ground level. Surprisingly, the snapdragons emerged unscathed!

The ivy and violas in the urns experienced some damage, but being resilient, they should recover with a bit of warm sunshine. Our dedicated volunteers did an excellent job pruning and tidying up the beds, leaving the garden ready for spring growth.

However, we are still encountering issues with the waterfall pump, and have identified a leak in the underground water line. Both problems have been reported to the hospital staff, and we hope they will be resolved by our next visit on March 18.

Amanda and I would like to extend our heartfelt thanks to all our volunteers and those interested in joining this incredibly worthwhile committee. We couldn't accomplish this work without our amazing volunteers!

Sparrow Field

Submitted by Dawn Cordo



We're back working to beautify the Pollinator Garden at Sparrow Field! Our winter cutback is finished, and we'll be clearing sections to plant 50 milkweed plants that are currently on order. Once they arrive, I'll organize a Done in A Day event for all Garden Club members who wish to participate in an enjoyable, rewarding, and beautiful project for our community. Plus, you can earn your Done in A Day credit, which is a requirement for membership.

I would greatly appreciate seeing more of our club members actively participate in the Pollinator Garden on a regular basis. We have a great time while making a positive impact in our community, and our dedication has earned us numerous awards throughout the years. If you're interested in joining our team for camaraderie, storytelling, and exchanging gardening tips while engaging in hands-on work for a worthy cause, please reach out to Dawn Cordo at cordodawn@gmail.com.

Work Party Gang!



Our "work party" gathers at 9:00 AM every Friday morning. You can find Sparrow Field off Bartram Road, directly across from Pettigrew Drive. Please note that parking is limited, so we encourage the use of golf carts. If you're unable to "play in the dirt," we also have two informational kiosks that require updates with details and images of the island's flora and fauna.

Community Service

Submitted by Georgia Klutzier

It's Time for Ambitious April!

As you embark on your spring cleaning, please remember to "give away" rather than "throw away" many of the leisure items approved by Georgia Regional Hospital in Savannah. During the meeting on April 28, we will have containers ready that we hope to fill to the brim!

GRHS is accepting donations of the following items:

- DVDs: Entertainment movies and fitness content
- Male-themed magazines (80% of the patients are men; but please no x-rated topics & magazines must be staple-free)
- Arts and crafts supplies: glue, glitter, stencils, crayons, paints, markers, clay, etc.
- Board games, playing cards, and card games
- Game consoles and games (Wii, PS3)
- Radios, MP3 players, and headphones
- Musical instruments
- Sports equipment: basketballs, footballs, volleyballs, bocce
- Exercise and tennis equipment



We extend our heartfelt thanks for the generous monetary donations collected at the February meeting, which allowed us to purchase 90 packages of unsweetened hot cocoa mix. We also gathered a bag of toiletries that GRHS distributed to their patients.

Lastly, please remember to bring your aluminum can tabs. We collected six pounds of tabs for the Ronald McDonald House, which helps cover their monthly expenses. Let's keep the momentum going!

The staff and patients at Georgia Regional, the Ronald McDonald House, and your Community Service Committee deeply appreciate your cooperation and generous contributions that make all of this possible. **THANK YOU!**

Skidaway Farms


Submitted by Meg Kettlitz



We are currently transitioning from cool-season to warm-season vegetables, as illustrated in the picture. The radishes are thriving, while we have harvested the final kale and removed its stalks. As of early March, there were still four cabbages growing. Unfortunately, the weeds are also flourishing. I plan to plant the warm-season vegetables during the weekend of March 22, depending on the soil temperature and the availability of plants at our local nursery.

If you're interested in helping with our warm season planting or any other tasks at the garden at Skidaway Farms, please reach out to Meg Kettlitz.

**It's Spring Planting Time
at The Farm!**



Skidaway Farms is a remarkable initiative focused on tackling hunger within our community. All the produce grown and harvested from the Landings Garden Club plot is generously donated to the Social Apostolate of Savannah.

Vice President's Corner

Submitted by Gayle Ridgway

Welcome to Daylight Saving Time!

As we excitedly adjust our clocks for longer daylight hours, I feel a surge of energy during this season. I truly cherish the rain, the warm sunshine, and the colorful plants, flowers, and herbs coming back to life. As we spring forward in our gardens, we are also preparing for the upcoming year with our club.

Faye Clark has established a nominating committee to fill the available positions for 2025-2026. We are looking for a few committee chairs, and hope that some of our wonderful members will step up. Most committees do not demand a significant time commitment, and we always have several members ready to lend a hand when necessary. Would you consider taking on one of these roles?

- **Ways and Means:** Manage all approved fundraising initiatives by the Board of Directors, including design, sales, and marketing. This year, our main project will involve overseeing daffodil sales starting in August. *See below daffodil flowers from last fall sales.*
- **Media Management (Electronic & Social Media):** Update and oversee LGC's website, Instagram, and Facebook page. While we are seeking external tech assistance, we need someone to manage the platforms and contribute content.
- **Vice President:** Take on the President's responsibilities in their absence, serve as President-elect if needed, and assist with the President's duties as required. This position presents a fantastic opportunity to connect with our members, recognize their talents, and gather feedback for the club's future. We are seeking someone with strong organizational skills, a people-oriented mindset, and a passion for keeping The Landings Garden Club thriving.

If you are interested in chairing or co-chairing any of these positions, please reach out to either Faye Clark or me.


It must be Spring... the Carlton Daffodils are Blooming!



The Narcissus Carlton daffodils that the club sold last fall are now in full bloom! The great news is that deer tend to avoid them, and they will multiply for next year.

Once the daffodils have finished blooming, it's important to wait at least eight weeks until the leaves turn yellow before cutting any stems or foliage. It is crucial to prevent landscapers from weed-whacking them, as this year's yellow leaves play an essential role in producing flowers for next year!

This August, we will offer these bulbs again, along with a variety of other colors. Last year, all 1,000 bulbs sold out within two weeks of being available. Stay tuned for more details in the summer edition of the newsletter. You won't want to miss out on this blooming opportunity!



Vice President's Corner...pg.2

NOW, FOR MY LATEST RECIPE... I'VE GATHERED THE FINAL BATCH OF MY RUBY RED GRAPEFRUITS, WHICH ARE FANTASTIC FOR ADDING ZEST TO SALAD DRESSINGS. TAKE A LOOK AT THIS!



Grapefruit, Orange, and Lemon Salad Dressing

Ingredients:

Citrus:

- 1/4 cup fresh grapefruit juice (from about 1/2 a grapefruit)
- 1/4 cup fresh orange juice (from about 1/2 an orange)
- 2 tablespoons fresh lemon juice (from about 1 lemon)
- 1 teaspoon orange zest
- 1 teaspoon lemon zest
- Add a splash of a white balsamic vinegar at the end if you like

Emulsifiers and Flavor:

- 1 tablespoon Dijon mustard
- 1 tablespoon honey (agave or maple syrup for a vegan option)
- 1 small shallot, finely minced (or 1 clove garlic, minced)

Oil:

- 1/2 cup extra-virgin olive oil (I actually increase the amount of olive oil to almost 1 cup.)

Seasoning:

1. Combine Citrus and Flavorings: In a small bowl, whisk together the grapefruit juice, orange juice, lemon juice, orange zest, lemon zest, Dijon mustard, honey, and minced shallot.
2. Emulsify the Dressing: Slowly drizzle the extra-virgin olive oil into the citrus mixture while continuously whisking. This gradual addition helps emulsify the dressing, creating a smooth and creamy texture.
3. Season to Taste: Season the dressing with sea salt and freshly ground black pepper to taste. Adjust the sweetness or tartness as needed by adding a little more honey or lemon juice.
4. Chill and Serve: For the best flavor, allow the dressing to chill in the refrigerator for at least 15-20 minutes before serving. This allows the flavors to meld together.
5. Before serving: If the oil has solidified from being in the refrigerator, allow the dressing to sit at room temperature for a few minutes, and then whisk vigorously before serving.

Tips for Gourmet Results:

Fresh Citrus:

- Always use freshly squeezed citrus juice for the most vibrant and flavorful dressing. Bottled juices often lack the bright, fresh taste of freshly squeezed.

Quality Olive Oil:

- Use a high-quality extra-virgin olive oil. Its fruity and peppery notes will enhance the overall flavor of the dressing.

Zest is Key:

- Don't skip the citrus zest! It adds a concentrated burst of citrus flavor that elevates the dressing.

Variations:

- For a hint of spice, add a pinch of red pepper flakes.
- For an herbal twist, add finely chopped fresh herbs like thyme, cilantro, parsley, or chives.
- For a creamy dressing, add a tablespoon of mayonnaise, or Greek yogurt.



The Landings Garden Club - Community Board

This and That, Tidbits of Interest...

Club Evites, Please RSVP - YES or NO



Pam Koger will bring her floral arrangement to our upcoming meeting for raffle. Unfortunately, she will be relocating to Atlanta soon. We extend our heartfelt thanks to Pam for her contributions to our club and wish her all the best in her new adventures in the big city.



Native Plant Sale & Savannah Tree Foundation Giveaway
March 22
Coastal Georgia Botanical Gardens
2 Canebrake Road, Savannah 31419

Sources for finding local Native Plants

*A Georgia Native Plants Guide - Tina M. Samuels
The Georgia Native Plant Society - gnps.org
Center for Invasive Species and Ecosystem Health - Invasive.org
Georgia Invasive Species Council - gainvasivespeciescouncil.org



Join Us for Our Upcoming Field Trip
Stan Gray's River of Irises
Coastal Georgia Botanical Gardens
April 23, 2025

Discover one of the largest and most diverse collections of irises in the nation, featuring a stunning spring display that dazzles with vibrant hues. The Rivers of Iris exhibit serves as a living laboratory, showcasing the types of irises that thrive in Savannah's climate.

Since its inception in 2007, the collection has flourished and is now among the largest public iris collections globally. Don't miss this exclusive tour as we admire the beauty and explore the various iris species cultivated at the gardens.

We will gather at Skidaway Methodist Church at 9:30 AM to carpool to the Coastal Botanical Gardens. Please wear comfortable walking shoes, and remember to bring a hat and insect repellent.





**The TLA Selects The Landings Garden Club
2024 Volunteer Group of the Year**

This prestigious recognition highlights the exceptional contributions of volunteer organizations within The Landings, showcasing their commitment to service and their role in enhancing the quality of life for residents. TLA General Manager Karl Stephens and President Patty Morgan underscored the significance of volunteerism in The Landings community, declaring The Landings Garden Club a deserving recipient of this honor. They noted that the award reflects the members' support for various projects aimed at promoting environmental awareness and beautifying Skidaway Island and its natural surroundings. You can read the entire article at The Landings Association website: landings.org.



**TREASURER'S REPORT
Submitted by Karyn Rohan**

The Landings Garden Club MARCH 2025 - Treasure's Report					
	Beginning Balance	Income YTD	Expenses YTD	Year to Date	
Operations:	\$7,382.09			\$13,208.86	
Ways & Means:	\$8,298.04			\$12,077.30	
				\$890.35	Grants
				<u>\$11,186.95</u>	Balance Available

**The Landings Garden Club, General Meeting Minutes: February 24, 2025
Submitted by Phyllis Aaron, Recording Secretary**

February 24th General Meeting of Garden Club

Vicki called the meeting to order at 10:04 am.

The Pledge of Allegiance was recited after which we had a moment of silence.

The minutes were approved as published in the Petal Pusher.

The treasurer's report was approved as published in the Petal Pusher.

Vicki informed the group that she would be attending a Celebration of Life for her grandson in Victoria, British Columbia, for the next few weeks. She thanked the group for the Santa Rosa Plum tree that Gayle and Susan delivered to her from the Garden Club.

Pg. 2 LGC General Meeting Minutes: February 24, 2025

Committee Reports:

A nomination committee will be formed. We need chairs for hospitality, membership (2), corresponding secretary, and vice president. Faye Clarke has offered to become the Ways and Means chair.

Susan Lilley is retiring from Ways and Means. We still have 350 bows left.

We will be selling Daffodills as a fundraiser in the fall.

Meg K. has a hairline fracture of her hip and is out of commission for a bit. If you wish to help at the Farm or with Horticulture, call Phyllis.

We need gardens for our Garden Tour. If you are willing to host and lend your garden for our Garden Tour, call Vicki or Meg K.

Containers Project: The problem in the past has been the odious job of watering the urns. This issue has been resolved at Marshwood with a new drip irrigation system put in by the Landings Club. We expect that Oakridge and Franklin Creek will be next. If you are interested in becoming an "Urn Angel", please contact Pat Barry.

Community Service chairs will be collecting donations of non-caffeinated coffee, games, movies, and music CDs in April. They collect soda tabs at each meeting for the Ronald McDonald House.

New Business:

Gayle has found someone to work on our website. We hope to have it completed by September.

Gayle is working on our May closing luncheon and looking for a theme. Donna will be doing the flowers.

There is a trip this Wednesday, February 26 for a private camellia garden tour. We will meet at the Messiah Lutheran Church at 9:30 am and carpool.

Our visitors today are Gail Greene and Karen Sherwood.

Barbara Martin won the raffle, a beautiful wreath designed by Donna Slappey.

The Hort Short was presented by Jayne Rodgers who explained how to propagate African violets.

Barbara Victor introduced our speaker, Anita Poole, who talked about camellias and showed us how to wax them.

Meeting was adjourned at 11:12 am



The Landings Garden Club Mission

- To function as an educational organization interested in all phases of gardening and related subjects.
- To aid in the protection of forests, marshes, native plants, wildflowers and birds.
- To maintain membership in and coordinate club interests with those of The National Garden Clubs, Inc., The Garden Club of Georgia, Inc., and the Savannah Area Council of Garden Clubs, Inc.



The Landings Garden Club
Is a Federated Club and a proud member of
National Garden Clubs, Inc.
The Deep South Garden Clubs, Inc.
The Garden Club of Georgia, Inc.
Savannah Area Council of Garden Clubs

